

HTB 薄型油壓缸 SD. SW



Hydraulic thin-type Cylinder SD.SW

• Bore: $\phi 20$ - $\phi 80$ mm • Pmax: 140kg/cm²

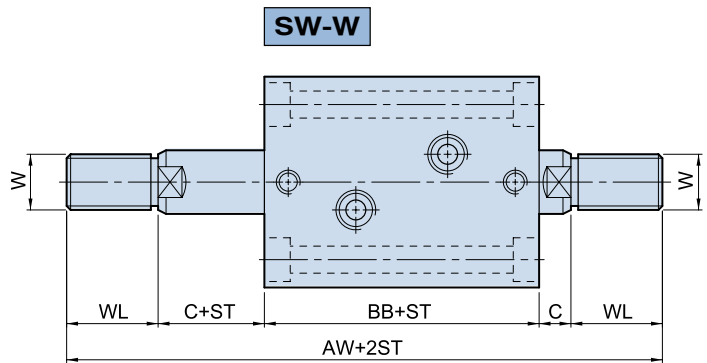
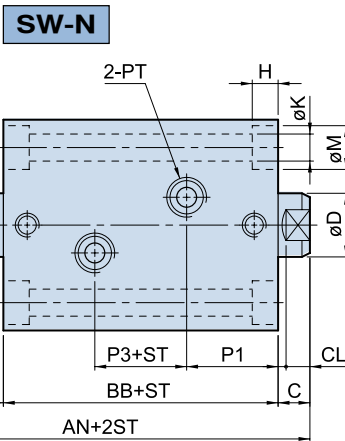
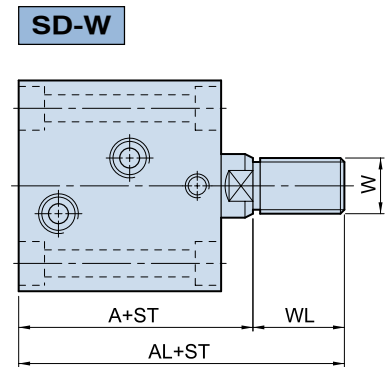
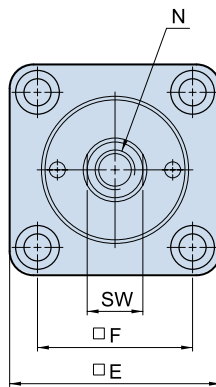
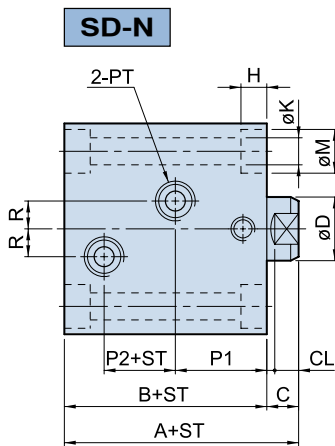
訂購標示法 Ordering Code

HTB - **SD** **32** × **20** **N**

↑ ↑ ↑ ↑ ↑

① ② ③ ④ ⑤

①	系列別 Series	HTB	
②	安裝型式 Mounting type	SD	軸向單軸型 Single end rod type
		SW	軸向雙軸型 Double end rod type
③	油缸內徑 Bore of cylinder	$\phi 20, \phi 25, \phi 32, \phi 40, \phi 50, \phi 63, \phi 80$	
④	標準行程 Standard stroke	請參考行程規格表 Please refer to the stroke specification	
⑤	軸端型式 Rod end type	內牙N: Internal thread N	
		外牙W: External thread W	



ST=Stroke

Dimensional table

$\phi 20, \phi 25$ 右列行程之本體長度B尺寸相同 (5,10) (15,20) (25,30)

$\phi 20, \phi 25$ The length "B" of cylinder body is the same of the stroke: (5,10) (15,20) (25,30)

UNIT:mm

Bore	A	AL	AN	AW	B	BB	C	CL	D	SW	E	F	H	K	M	N	W	WL	P1	P2	P3	R	PT
$\phi 20$	51	71	72	112	43	56	8	6	12	10	42	30	5.5	5.6	9	M8x1.25x12D.	M10x1.25	20	22.5	11	11	5	1/8
$\phi 25$	53	75	74	118	45	58	8	6	14	12	48	36	5.5	5.6	9	M10x1.5x15D.	M12x1.25	22	23	12	12	7	1/8
$\phi 32$	64	89	89	139	54	69	10	7	20	17	62	47	6.5	6.8	11	M12x1.75x15D.	M16x1.5	25	28	14	13	10	1/4
$\phi 40$	65	95	90	150	55	70	10	7	25	22	70	52	9	9	14	M16x2.0x20D.	M22x1.5	30	28	15	14	10	1/4
$\phi 50$	71	106	97	167	60	75	11	8	30	27	80	58	11	11	18	M20x2.5x25D.	M26x1.5	35	29.5	18	16	10	1/4
$\phi 63$	80	120	108	188	67	82	13	10	35	32	94	69	13	13	20	M27x3.0x35D.	M30x1.5	40	31	20	20	10	3/8
$\phi 80$	95	140	127	217	78	93	17	14	45	41	114	86	15	15	22	M30x3.5x35D.	M39x1.5	45	33	27	27	15	3/8